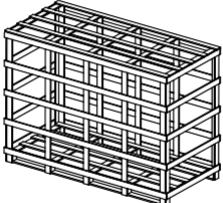
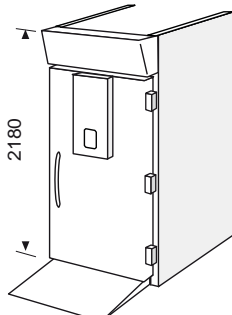
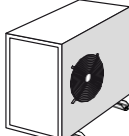
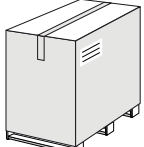


KING TROLLEY

Codice Code	Modello Model	Abbattimento rapido Output-Blast chilling +90°C / +3°C	120 Kg.	Surgelamento rapido Output-Shock freezing +90°C / -18°C	90 Kg.
BEA000	KING TROLLEY 20.1.75 P**				
PB5221	Detrazione per versione senza unità remota REM / Deduction for version without REM remote unit				
** versione potenziata / powerful version - 1 porta / 1 door 75x186 cm					
Capacità carrelli (Non inclusi) Trolley capacity (Not included)			Nr°	Tipo/Type	
			2 x 20	GN 1/1	
			1 x 20	GN 2/1	
			1 x 20	EN 60 x 40	
			1 x 20	EN 60 x 80	
Tensione / Voltage			400V/3N Ph/50Hz		
Potenza frig. / Refrig. power - Evap. -20°C / Cond. 55°C			5400 W		
Potenza assorbita / Absorbed power			5,5 Kw / 9 A		
Compressore / Compressor			4 Hp		
Gas			R452A		
Peso abbattitore / Blast chiller weight			Netto - Net / Lordo - Gross	Kg. 247 / 294	
Peso unità condensatrice remota / Remote condensing unit weight			Netto - Net / Lordo - Gross	Kg. 207 / 242	

			
Imballo Abbattitore Blast Chiller package		Unità condensatrice Remote unit	Imballo unità condensatrice Remote unit package
L x P x H (mm.) 2256 x 1066 x 1641	L x P x H (mm.) 950 x 1360 x 2180 Profondità comprensiva dello spessore porta Depth considered door thickness	L x P x H (mm.) 1352 x 702 x 891	L x P x H (mm.) 1525 x 825 x 1380

