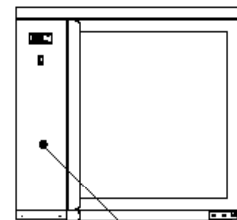
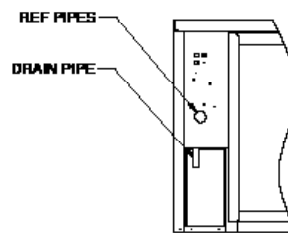
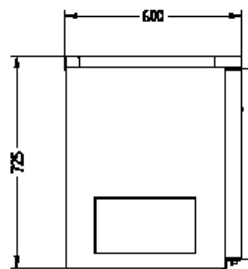
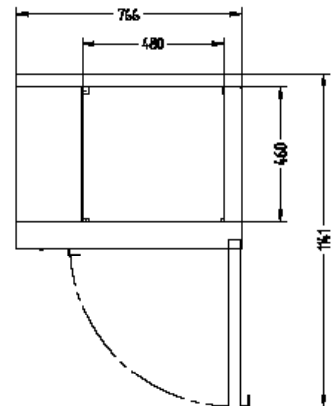
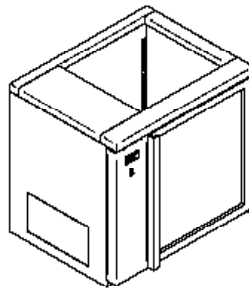


GC1RGDSL



CATEGORY	GENERAL COUNTERS & BACK BARS
RANGE	Glass Chiller
UNIT	REFRIGERATOR
TYPE	REMOTE
DOORS	1



REMOVABLE CONTROL PANEL (Electrical/Refrigeration Connections)

SPECIFICATIONS

CAPACITY - BASKETS/DOOR (NOT INCLUDED)	4 Baskets
TEMPERATURE	1°C / 4°C
SPRING LOAD	YES
DIMENSIONS - W X D X H (ON LEGS) MM	766 W x 600 D x 875 H
WEIGHT UNPACKED (KG)	60

STANDARD INCLUSIONS ***

DOOR TYPE	Standard: GD (Glass Door)
FINISH (INTERIOR AND EXTERIOR EXCLUDING REAR AND UNDER)	SS (Stainless Steel)
SPRING LOADING CAGE	1

ELECTRICAL

POWER SUPPLY	10 amp	
FRIDGE MODELS	RUNNING AMPS	0.4

GAS TYPE

REFRIGERANT	R404a
-------------	-------

REFRIGERATION WATTAGES FOR REMOTE UNITS

REMOTE WATTAGES	570 @ -5° C SST
-----------------	-----------------

*** For **OPTIONS** refer to the current Williams Price Guide